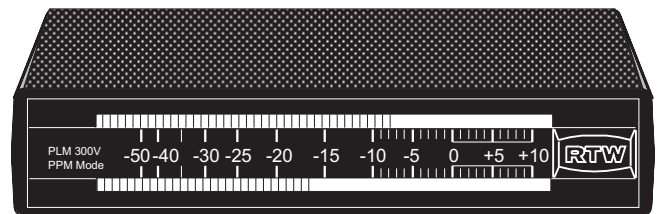


GENERAL DESCRIPTION

TECHNICAL DATA PLM 300DV PLM 300DV-PLUS

Program level meter

The PLM 300DV is an analog instrument measuring 207 x 41 x 141 mm, designed for table-top use. It is featured by a two-channel LED display.



Analog

PPM/VU

Electr.-bal.

10 ms/300 ms

Scale 127 mm

Peakhold

TECHNICAL SPECIFICATIONS

General

Supply voltage:	nom. 10 - 30 V/DC min. 10 V/470 mA max. 30 V/200 mA
Weight:	approx. 600 g
Dimensions:	207 x 41 x 141 mm
Ambient temperature:	+5° to +45° Celsius
Connectors:	2 XLR female connector 2 RCA connector
Controls:	sliding scale

Level meter

Measuring standard:	PPM acc. DIN 45406 VU similar ASA-C 16.5
Type of display:	LED-display
Scale length:	127 mm
Display segments:	51 segments/channel
Scale range	
PPM:	-50 dB to +10 dB
VU:	-20 dB to +3 dB
Headroom segments	
PPM:	0 dB to +10 dB
VU:	0 dB to +3 dB
Colour of display	
PPM:	to 0 dB yellow, to +10 dB red
VU:	to 0 dB yellow, to +3 dB red
Integration time	
PPM:	10 ms
VU:	300 ms
Fall back time:	
PPM:	1.5 s for 20 dB 2.5 s for 40 dB
VU:	300 ms for 20 dB
Scale resolution	
PPM:	1 segment per dB in the range of -10 dB to +10 dB

VU:	3 segments per dB in the range of -7 dB to +3 dB ± 1 segment at scale marks
Lead:	VU mode +6 dB, variable via internal jumper to 9 dB

Inputs

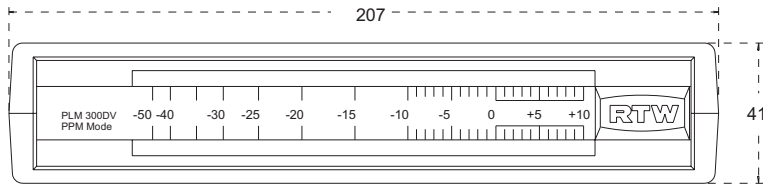
XLR-female connector:	electronically balanced
Input sensitivity for 0 dB reading:	selectable via jumper: 0 dBu, 2 dBu, 4 dBu, 6 dBu
Max. input level:	+21 dBu
Rejection factor:	> 40 dB
Input impedance:	> 10 kΩ (30 Hz to 20 kHz)
RCA connector:	unbalanced
Input sensitivity for 0 dB reading:	selectable via jumper: 155 mV to 30 V (77.5 mV to 15 V if lead is activated)
Input impedance:	> 40 kΩ

Items delivered

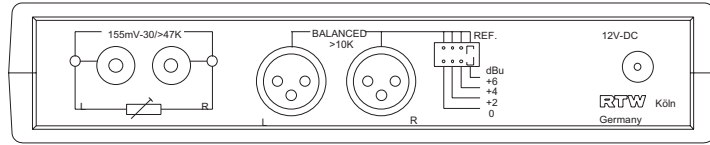
PLM 300DV:	<ul style="list-style-type: none">voltage supply plugoperating manual
	Order number: 300DV
PLM 300DV-PLUS:	<ul style="list-style-type: none">same as PLM 300DVswivel mount strap and mains adapter
	Order number: 300DV-PLUS

DIMENSIONS

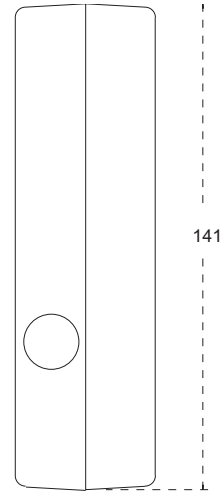
PLM 300DV PLM 300DV-PLUS



Frontansicht / front panel

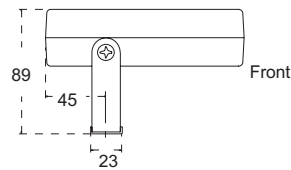
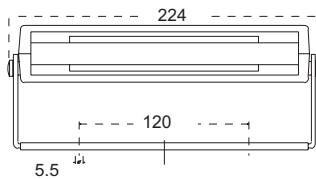


Rückansicht / rear panel



Abmessungen in Millimeter: Darstellungsgröße reduziert
Dimensions in millimeter. Drawing size reduced.

Ausführung PLM 300DV-PLUS: PLM 300DV mit Schwenkbügel und Netzteil
PLM 300DV-PLUS version: PLM 300DV with swivel mount strap and mains adapter .



CONNECTION

XLR connector L + R
Balanced use:

pin 1	case
pin 2	hot
pin 3	cold

Unbalanced use:

pin 1+3	cold
(connected)	
pin 2	hot

RCA-connector L+R:

unbalanced inputs

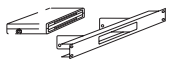
Power supply socket:

tip	+ pole
ring	- pole

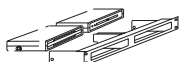
COLOURS

RAL 9011 Graphite black

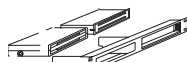
ACCESSORIES



19" - 1unit height *)
mounting frame
Order no. 12991



19" - 1unit height *)
mounting frame
Order no. 12992



19"-1HE unit height *)
mounting frame
Order no. 12961

*) For panel-mounting of the PLM 300DV
an additional mounting kit 12998 is
necessary (one per instrument)!



Mains adapter,
Euro plug
Order no. 1198



Mains adapter,
UK plug
Order no. 14519

Subject to technical changes without prior notice 10/2001