

iXm | Uplink

briefing

book



Thank you!

Thank you for purchasing the Yellowtec iXm Recording Microphone and iXm Uplink App

Yellowtec iXm: welcome to recording 2.0

iXm is a broadcast quality recording microphone created by broadcasters for broadcasters. With intuitive operation and robust construction, iXm delivers pristine sound quality without the need to monitor levels or make other adjustments.

iXm Uplink: the new App for your iXm

iXm Uplink is a new recording iOS app for the iXm digital recording microphone. The new app facilitates the uplink of data from the iXm microphone by IOS devices like the iPhone. The iXm Uplink App allows trimming, archiving and several useful features like the use of meta tags. This will be of particular interest to reporters, as it allows them to email recordings directly to the studio after tagging their files

How to use iXm Uplink

Navigation

iXm: folder on SD Card

Mobile: folder on mobile device

Menu: active, when audiofile selected

Edit: only available in "mobile" mode. Active, when audio file selected.

Current position

hours, minutes, seconds, 30/s (frames)

HH:MM:SS.FF

REW: jumps back 10 seconds / jumps back to next marker

PLAY: plays selected audio

FF: jumps forward 10 seconds / jumps forward to next marker

PAUSE: pauses audio, hit again to resume audio

iXm Uplink interface



iXm Logo

Touch on iXm starts scanning process. Lists "iXm" and "mobile" are updated.

Volume

Sets the volume. (volume depends on overall volume of the device). Audio will be played even when ringtone is switched off.

Timeline

Shows the current position in selected audiofile and can also be used to browse your file.

Set Up your iXm Uplink

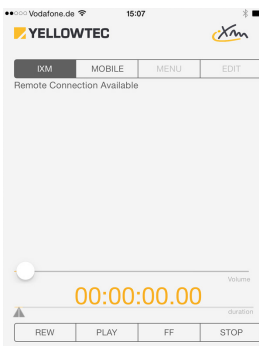


1. Setup your WLAN

Read the FlashAir™ Briefing Book to setup your wireless SD Card.

Please note:

Scanning process only starts, if WLAN and FlashAir™ SD Card are setup correctly.



2. Scanning process starts automatically

The "scanning..." screen appears.

Files on the SD card can only be updated when a WIFI connection is active.

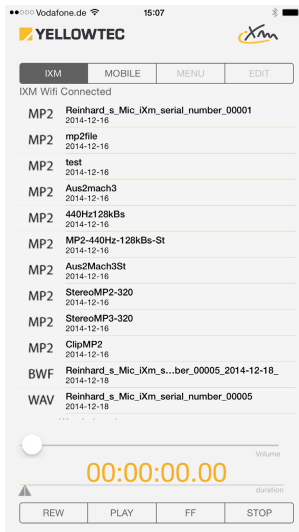
Please note:

Scanning process only starts, if WLAN and FlashAir™ SD Card are setup correctly.



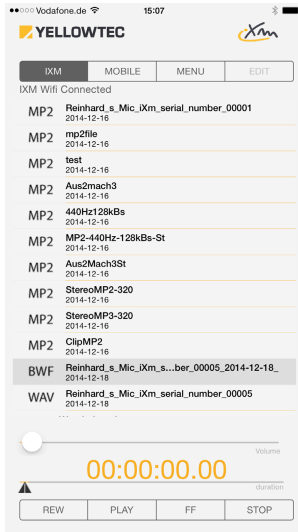
scanning...

Interface



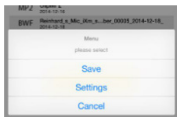
Interface on IOS device

Notice that files are still located on the SD card of the microphone.



Select file

Use your IOS device to play or save a selected file.



Save

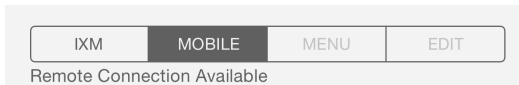
Saves the selected file without changes to the audio.

Settings

General Settings.

Cancel

Closes menu without saving changes.

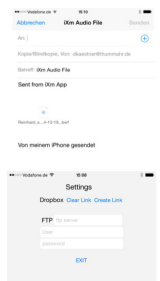
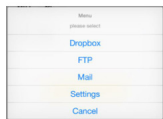


Please note: in order to use the transmission function the WIFI connection to iXm must be disconnected, otherwise no Internet connection can be established. Simply turn off the iXm microphone (press both STOP buttons on front- and backside keyboard simultaneously).

Depending on the settings of your IOS device and the local conditions (surrounding wireless networks) your IOS device should establish an internet connection automatically via WLAN or WWAN. If necessary check the connections in the settings or the „status bar“ of the device.



Remote Connection Available



Dropbox

Loads the selected audio file into a folder of your Dropbox account. Select the Dropbox account in the "Settings" menu.

FTP

Loads the selected audio file into a folder of your FTP Server.

Mail

Opens IOS MAIL client and attaches selected audio file to an E-Mail.

Settings

Manages the settings of your Dropbox account.

Cancel

Closes menu without saving changes.

Delete files

Swipe a selected file to the left to delete it (only possible when "MOBILE" tab is selected).

Edit your files

Audio files meta-data and compression

(Interface appears when audio file is selected)



File type

Type of audio file

CM . wav

non-compressed WAVE format

MPEG .bwf

MPEG1 Layer 2 (mp2) compressed broadcast-format with meta-data

.mp2

MPEG1 Layer2 (mp2) compressed format

Title

Filename of selected audio file

Editable meta-data of broadcast formats:

Description: 255 characters of free text

Originator: 32 characters of free text

CC: Country Code

OOO: Organisation Code

Official iXm website:

www.yellowtec.com/ixm

iXm Firmware and Downloads:

www.yellowtec.com/downloads/ixm-recording-microphone

Yellowtec Products:

www.yellowtec.com/products

Follow us on Social Media:

www.facebook.com/yellowtec

www.twitter.com/yellowtec

www.google.com/+yellowtec

FlashAir™-BB-V1.0



www.yellowtec.com/ixm

